

Bill Swick's

Guitar Class

Supplementary Materials

Jazz Rhythm Method

3&4-Note Jazz Chords

For Intermediate and Advanced Students



Compiled by Bill Swick

First Steps Towards Playing Guitar in Jazz Band

FREE! from www.freeguitarensemblemusic.com

The following pages from Jazz Rhythm Method: 3&4-Note Jazz Chords are made available to you at no cost from freeguitarensemblemusic.com.

Try them. Perform them. If you like these pages and would like more pages like these, you may purchase the whole volume in PDF format from this website or from www.BillSwick.com for only \$24.00. This method is ideal for preparing a guitar student to play in a jazz band, high school musical, etc. It is also ideal to use in the classroom as a supplement to teach 3&4-note chords. This method intended for advanced (third year) guitar students.

Bill Swick's

Guitar Class

Supplementary Materials

Jazz Rhythm Method

3&4-Note Jazz Chords

For Intermediate and Advanced Students



Compiled by Bill Swick

First Steps Towards Playing Guitar in Jazz Band

Bill Swick's

Guitar Class

Supplementary Materials

Jazz Rhythm Method

3&4-Note Jazz Chords

For Intermediate and Advanced Students

Each year, the school band director looks for a guitar student capable of playing in the jazz band and/or school musical. Guitar students need to learn to recognize chord names and have an understanding of how to build chords using either a 3-note method or a 4-note method.

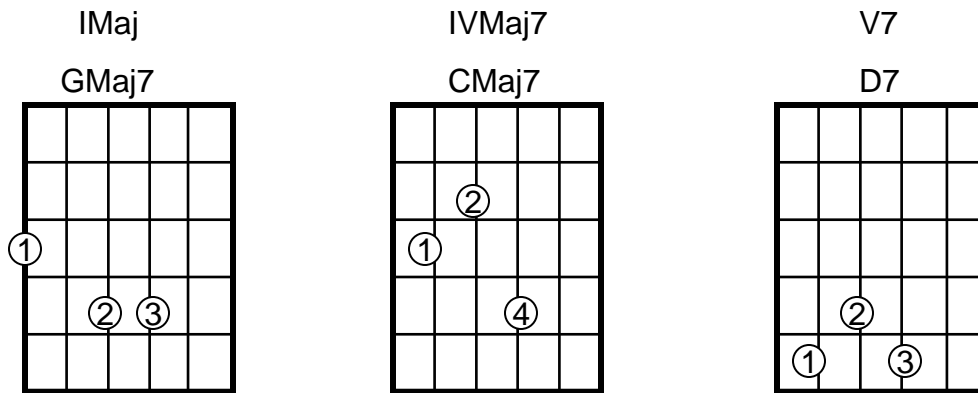
This text is a series of exercises that will assist guitar students in learning 3 & 4-note chords to prepare for jazz band playing, etc.

This text is intended for intermediate and/or advanced guitar students. This may be used as a supplement to teach chord voicings in the guitar classroom.

3-NOTE CHORDS

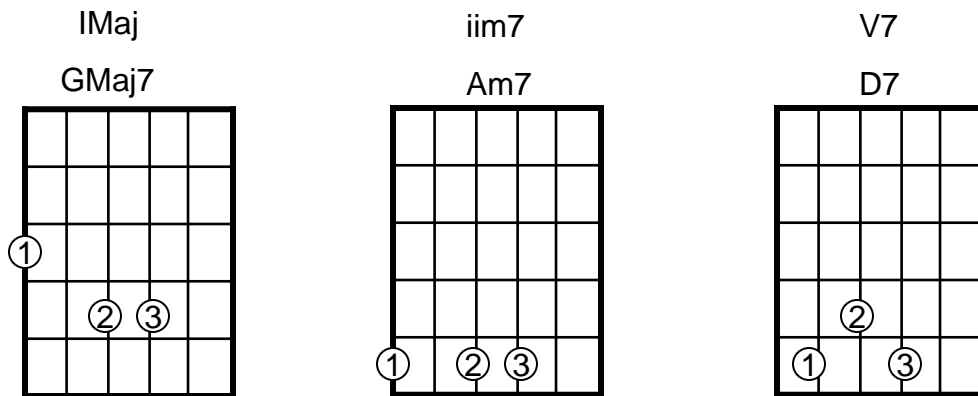
IMaj7 –IVMa7-V7 in the Key of G

The 3-note chord system uses the root, the third and the seventh of each chord. The following 3 chord shapes are the I-IV and V7 chords in the key of G. In this family of chords, the root of the I chord is on the 6th string.



I-iim7-V7 in the Key of G

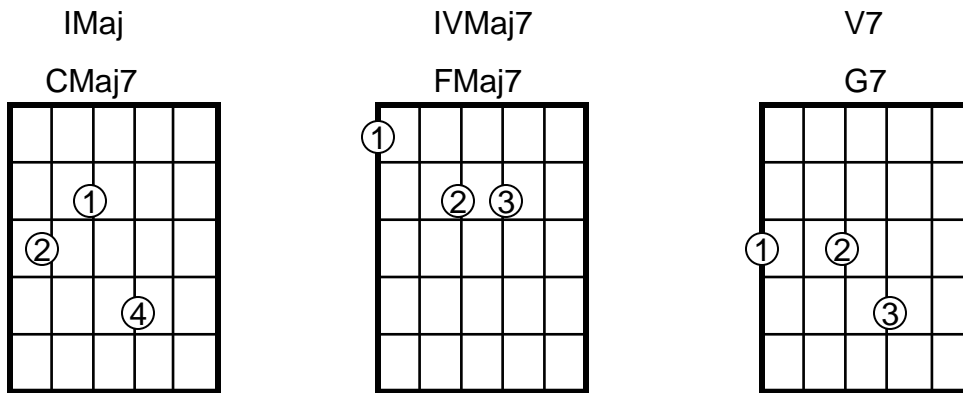
The 3-note chord system uses the root, the third and the seventh of each chord. The following 3 chord shapes are the I-ii and V7 chords in the key of G. In this family of chords, the root of the I chord is on the 6th string.



3-NOTE CHORDS

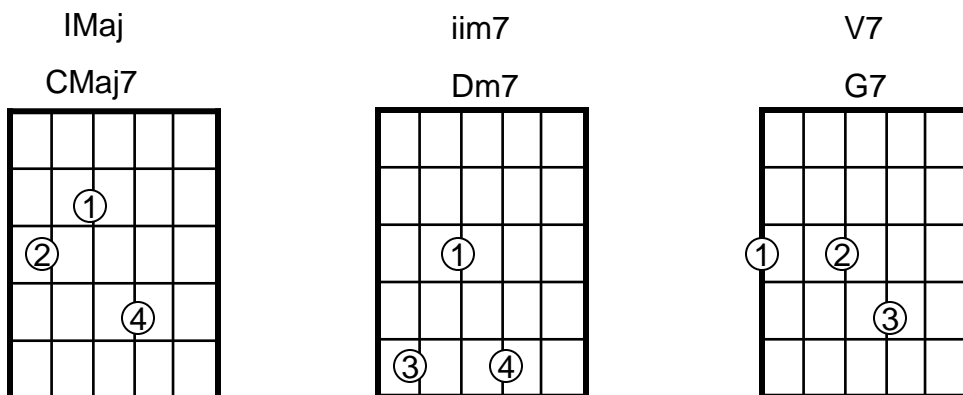
IMaj7 –IVMa7-V7 in the Key of C

The 3-note chord system uses the root, the third and the seventh of each chord. The following 3 chord shapes are the I-IV and V7 chords in the key of C. In this family of chords, the root of the I chord is on the 5th string.



I-ii7-V7 in the Key of C

The 3-note chord system uses the root, the third and the seventh of each chord. The following 3 chord shapes are the I-ii and V7 chords in the key of C. In this family of chords, the root of the I chord is on the 5th string.



I IV V7 I In Every Key

1 C Maj7 8fr. F Maj7 7fr. G7 9fr. C Maj7 8fr. F Maj7 7fr. B^bMaj7 6fr. C7 8fr. F Maj7 7fr.

9 B^bMaj7 6fr. E^bMaj7 5fr. F7 7fr. B^bMaj7 6fr. E^bMaj7 5fr. A^bMaj7 4fr. B^b7 6fr. E^bMaj7 5fr.

17 A^bMaj7 4fr. D^bMaj7 3fr. E^b7 5fr. A^bMaj7 4fr. D^bMaj7 3fr. G^bMaj7 4fr. A^b7 4fr. D^bMaj7 3fr.

25 G^bMaj7 4fr. B^bMaj7 7fr. D^b7 3fr. G^bMaj7 4fr. B^bMaj7 7fr. E^bMaj7 6fr. F[#]7 8fr. B^bMaj7 7fr.

33 E^bMaj7 6fr. A^bMaj7 5fr. B7 7fr. E^bMaj7 6fr. A^bMaj7 5fr. D^bMaj7 4fr. E7 6fr. A^bMaj7 5fr.

41 D^bMaj7 4fr. G^bMaj7 3fr. A7 5fr. D^bMaj7 4fr. G^bMaj7 3fr. C^bMaj7 4fr. D7 4fr. G^bMaj7 3fr.