

Bill Swick's

Guitar Class

Supplementary Materials

Fingerboard Theory

Volume 3

Playing on 12 Frets

For Intermediate and Advanced Students



Compiled by Bill Swick

***Learning to Read Stacked Chords and Understanding
Intervals on all Twelve Frets***

Bill Swick's

Guitar Class

Supplementary Materials

Fingerboard Theory

Volume 3

Playing on 12 Frets


Students of the guitar need to know how to read stacked chords anywhere on the neck. This volume covers how to read notes and chords in the key of G covering the first twelve frets of the neck.

This method begins with one string and continues to add more strings. Students are guided to learn intervals between all chord members as well as chord qualities. These are important skills for guitarist to know.

This text is intended for intermediate and/or advanced guitar students. This may be used as a supplement to teach intervals and music theory in the guitar classroom.

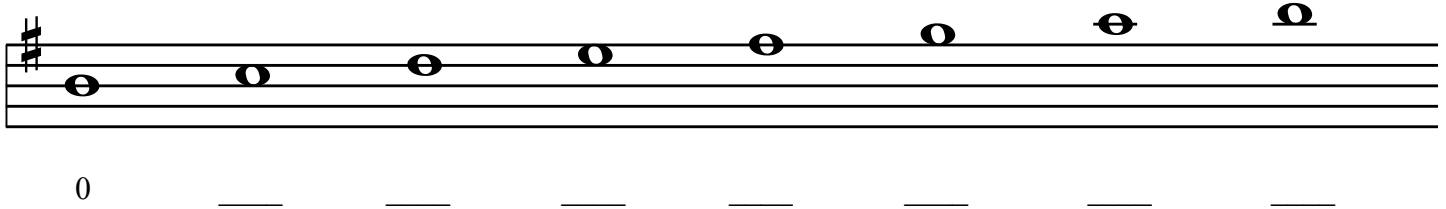
Guitar Fingerboard Theory

Write the fret numbers for each note as played on the 3rd string only.




A musical staff in treble clef with a key signature of one sharp (F#) and a common time signature (C). The staff contains eight quarter notes ascending from the open string (0) to the eighth fret. Below the staff, the fret numbers are indicated by a '0' followed by seven blank lines.

Write the fret numbers for each note as played on the 2nd string only.



A musical staff in treble clef with a key signature of one sharp (F#). The staff contains eight quarter notes ascending from the open string (0) to the eighth fret. Below the staff, the fret numbers are indicated by a '0' followed by seven blank lines.

Combine the notes from the two above lines and write the fret numbers.



A musical staff in treble clef with a key signature of one sharp (F#). The staff contains two chords: a D major chord (D, F#, A) and an E major chord (E, G#, B), both shown as triads. Below the staff, the fret numbers are indicated by a '0' followed by seven blank lines.

| | | | | | | | | |
|------------|---|---|-----|-----|-----|-----|-----|-----|
| 2nd String | 0 | 1 | ___ | ___ | ___ | ___ | ___ | ___ |
| 3rd String | 0 | 2 | ___ | ___ | ___ | ___ | ___ | ___ |

Write in the fret numbers for each note using only the 3rd and 2nd strings.



A musical staff in treble clef with a key signature of one sharp (F#). The staff contains a sequence of notes: a quarter note on the 3rd string (0), a quarter note on the 2nd string (0), followed by a series of eighth notes alternating between the 3rd and 2nd strings, ascending from the open strings to the eighth fret. Below the staff, the fret numbers are indicated by a '0' followed by two '0's and then seven blank lines.

Playing in thirds on the the 3rd and 2nd string.

Write the fret numbers using only the 3rd and 2nd strings.

2nd String _____ 12

3rd String _____ 12
